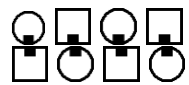
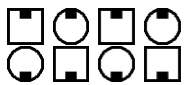
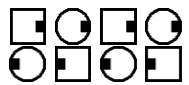

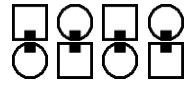
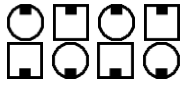
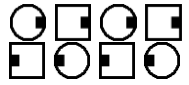

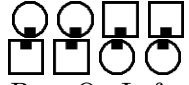
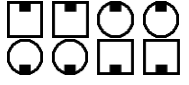
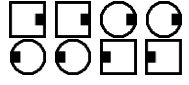

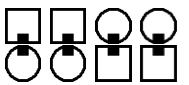
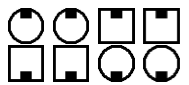
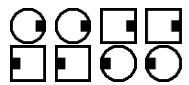


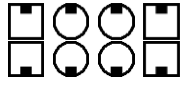
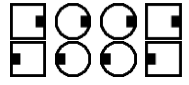

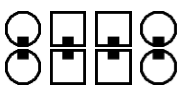
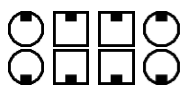
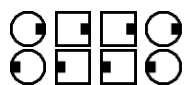



# NAMES & PICTOGRAMS OF SELECTED FORMATION ARRANGEMENTS

Approved April, 2006

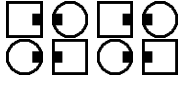

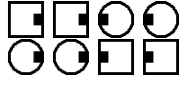
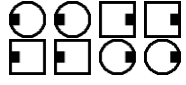
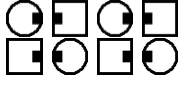

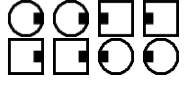

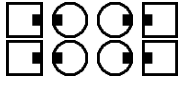

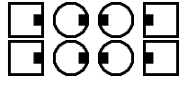
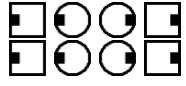
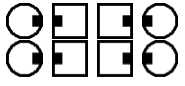
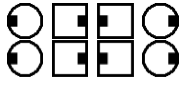
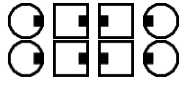
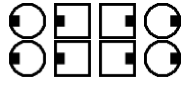
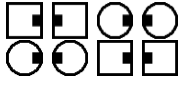

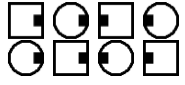




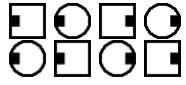
Page 1 of 7

	Facing Lines	Lines Facing Out	Right-Hand Columns	Left-Hand Columns
Why	1980	Facing Lines: <i>Pass Thru</i>	(1980) Facing Lines: <i>Touch 1/4</i>	Facing Lines: <i>Left Touch 1/4</i>
0	 <p>Normal Couples</p>			
1/2	 <p>Half Sashayed Couples</p>			
1	 <p>Boys On Left</p>			
2	 <p>Girls On Left</p>			
3	 <p>Normal Couple On Left</p>			
4	 <p>Half Sashayed Couple on Left</p>			

# NAMES & PICTOGRAMS OF SELECTED FORMATION ARRANGEMENTS

Approved April, 2006

Page 2 of 7

	Eight Chain Thru	Trade By	Double Pass Thru	Completed Double Pass Thru
Why	1980	1980	1980	1980
0 Normal Couples				
1/2 Half Sashayed Couples				
1 Boys Outside				
2 Girls Outside				
3 Normal Couple Outside				
4 Half Sashayed Couple Outside				

NAMES & PICTOGRAMS OF SELECTED FORMATION ARRANGEMENTS

Approved April, 2006

Page 3 of 7

	<b>Eight Chain Thru</b> (for reference)	<b>Parallel Right-Hand Waves</b>	<b>Parallel Left-Hand Waves</b>	<b>Parallel Right-Hand Two-Faced Lines</b>	<b>Parallel Left-Hand Two-Faced Lines</b>
Why		(1980) Eight Chain Thru: <i>Step to a Wave</i>	Eight Chain Thru: <i>Step to a Left Wave</i>	(1980) Eight Chain Thru: <i>Swing Thru, Centers Run</i>	Eight Chain Thru: <i>Left Swing Thru, Centers Run</i>
0	Normal Couples				
1/2	Half Sashayed Couples				
1	Boys Outside, Girls Inside				
2	Girls Outside, Boys Inside				
3	Normal Couples Outside				
4	Half Sashayed Couples Outside				

NAMES & PICTOGRAMS OF SELECTED FORMATION ARRANGEMENTS

Approved April, 2006

Page 4 of 7

	Right-Hand 1/4 Tag	Left-Hand 1/4 Tag	Right-Hand 3/4 Tag	Left-Hand 3/4 Tag
Why	Double Pass Thru: <i>Centers Step to a Wave</i> (1980)	Double Pass Thru: <i>Centers Step to a Left Wave</i>	Trade By: <i>Centers Step to a Wave</i>	Trade By: <i>Centers Step to a Left Wave</i>
0				
1/2				
1				
2				
3				
4				

NAMES & PICTOGRAMS OF SELECTED FORMATION ARRANGEMENTS

Approved April, 2006

Page 5 of 7

	<b>Right-Hand Diamonds</b>	<b>Left-Hand Diamonds</b>	<b>Right-Hand Hourglass</b>	<b>Left-Hand Hourglass</b>
Why	(1980) Parallel R-H Two-Faced Lines: <i>Centers Hinge</i>	Parallel L-H Two-Faced Lines: <i>Centers Hinge</i>	Parallel R-H Two-Faced Lines: <i>Centers Half Circulate</i>	Parallel L-H Two-Faced Lines: <i>Centers Half Circulate</i>
0				
1/2				
1				
2				
3				
4				

NAMES & PICTOGRAMS OF SELECTED FORMATION ARRANGEMENTS

Approved April, 2006

Page 6 of 7

	Right-Hand Tidal Wave	Left-Hand Tidal Wave
Why	Facing Lines: <i>Step to a Wave</i>	Facing Lines: <i>Step to a Left-Hand Wave</i>
0		
1/2		
1		
2		
3		
4		

	Right-Hand Tidal Two-Faced Line	Left-Hand Tidal Two-Faced Line
Why	Parallel Right-Hand Two-Faced Lines: <i>Couples Hinge</i>	Parallel Left-Hand Two-Faced Lines: <i>Couples Hinge</i>
0		
1/2		
1		
2		
3		
4		

**NAMES & PICTOGRAMS OF SELECTED FORMATION ARRANGEMENTS**

Approved April, 2006

Page 7 of 7

	<b>Ends In Inverted Lines</b>	<b>Ends Out Inverted Lines</b>		
Why	Eight Chain Thru: <i>Centers In</i>	Eight Chain Thru: <i>Centers Out</i>		
0				
1/2				
1				
2				
3				
4				