




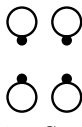
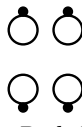



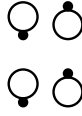


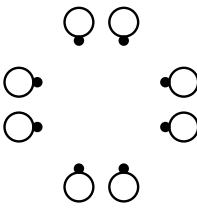
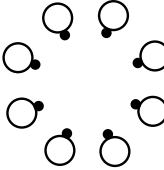
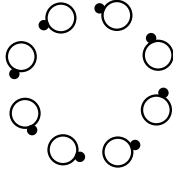
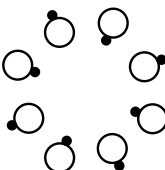
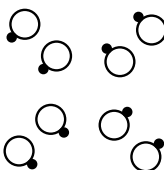
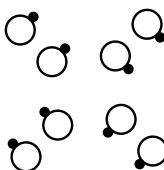
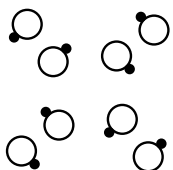
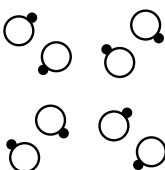
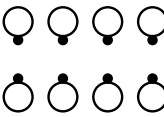
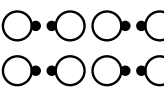
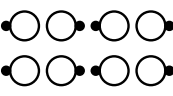
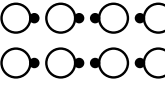
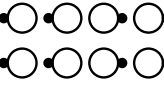
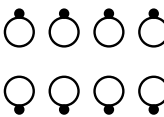
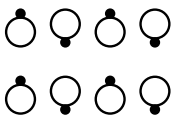
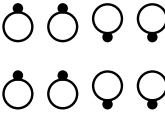

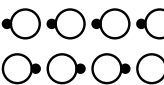
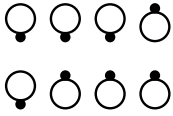
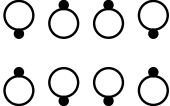

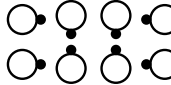
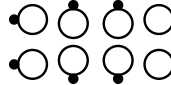
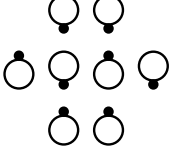
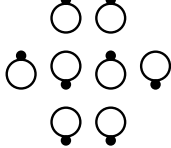
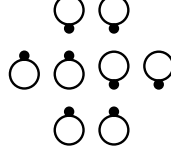
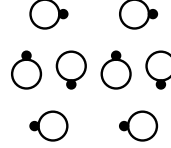
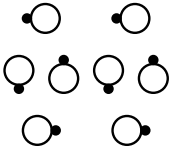

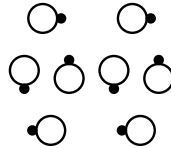
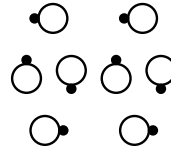
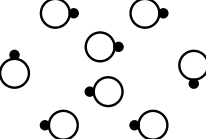


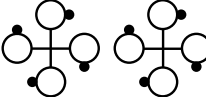
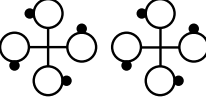



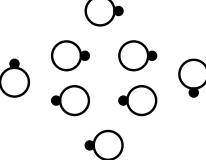



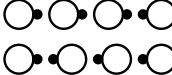
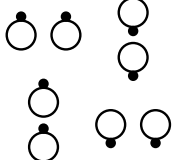
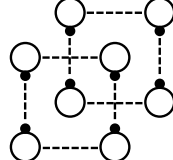
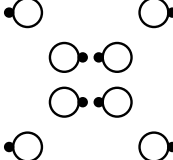


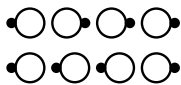
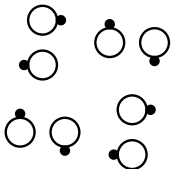
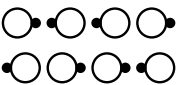
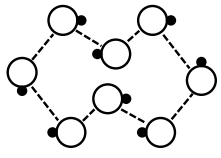
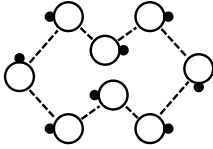
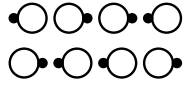
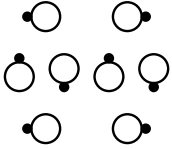
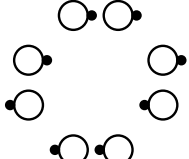



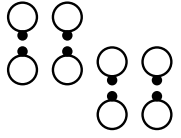
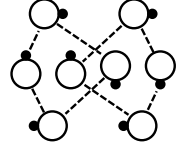
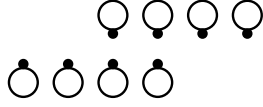
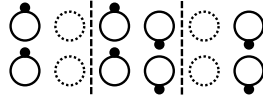
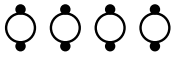
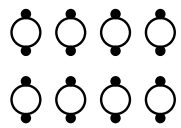
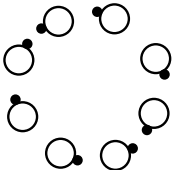
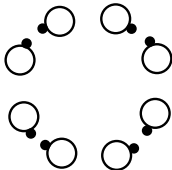
# CALLERLAB Formation Pictograms (December 14, 2010)

<p>1.</p>  <p>Couple</p>	<p>2.</p>  <p>Facing Dancers</p>	<p>3.</p>  <p>Back-to-Back Dancers</p>	<p>4.</p>  <p>Right-Hand Mini-Wave</p>
<p>5.</p>  <p>Left-Hand Mini-Wave</p>	<p>6.</p>  <p>Facing Couples</p>	<p>7.</p>  <p>Back-to-Back Couples</p>	<p>8.</p>  <p>Right-Hand Ocean Wave</p>
<p>9.</p>  <p>Left-Hand Ocean Wave</p>	<p>10.</p>  <p>Right-Hand Box Circulate</p>	<p>11.</p>  <p>Left-Hand Box Circulate</p>	<p>12.</p>  <p>Right-Hand Two-Faced Line</p>
<p>13.</p>  <p>Left-Hand Two-Faced Line</p>	<p>14.</p>  <p>Static Square</p>	<p>15.</p>  <p>Circle</p>	<p>16.</p>  <p>Single File Promenade</p>
<p>17.</p>  <p>Alamo Style</p>	<p>18.</p>  <p>Promenade</p>	<p>19.</p>  <p>Wrong Way Promenade</p>	<p>20.</p>  <p>Thar Star</p>
<p>21.</p>  <p>Wrong Way Thar</p>	<p>22.</p>  <p>Facing Lines</p>	<p>23.</p>  <p>Eight Chain Thru</p>	<p>24.</p>  <p>Trade By</p>
<p>25.</p>  <p>Double Pass Thru</p>	<p>26.</p>  <p>Completed Double Pass Thru</p>	<p>27.</p>  <p>Lines Facing Out</p>	<p>28.</p>  <p>Parallel Waves</p>
<p>29.</p>  <p>Parallel Two-Faced Lines</p>	<p>30.</p>  <p>Right-Hand Columns</p>	<p>31.</p>  <p>Left-Hand Columns</p>	<p>32.</p>  <p>Three and One Lines (8 possible)</p>

# CALLERLAB Formation Pictograms (December 14, 2010)

33.  Ends In Inverted Lines	34.  Ends Out Inverted Lines	35.  In T-bone Lines	36.  Out T-bone Lines
37.  1/4 Tag	38.  3/4 Tag	39.  1/4 Line	40.  Right-Hand Diamonds
41.  Left-Hand Diamonds	42.  Right-Hand Point to Point Diamonds	43.  Right-Hand Facing Diamonds	44.  Left-Hand Facing Diamonds
45.  Hourglass	46.  Left-Hand Z	47.  Right-Hand Z	48.  Right-Hand Stars
49.  Left-Hand Stars	50.  Tidal Wave	51.  Tidal Two-Faced Line	52.  Tidal Line
53.  Galaxy	54.  Tandem	55.  Facing Tandems	56.  Tandem Couples
57.  Right-Hand 1/4 Box	58.  Siamese (Typical)	59.  Interlocking Blocks (Typical)	60.  "X" / Butterfly (Typical)

# CALLERLAB Formation Pictograms (December 14, 2010)

<p>61.</p>  <p style="text-align: center;">Right-Hand 3/4 Box</p>	<p>62.</p>  <p style="text-align: center;">Phantom (Typical)</p>	<p>63.</p>  <p style="text-align: center;">Right-Hand Magic Columns</p>	<p>64.</p>  <p style="text-align: center;">Right-Hand Facing Hourglass</p>
<p>65.</p>  <p style="text-align: center;">Funny Hourglass (8 possible)</p>	<p>66.</p>  <p style="text-align: center;">Left-Hand Magic Columns</p>	<p>67.</p>  <p style="text-align: center;">3 By 1 Facing Diamonds</p>	<p>68.</p>  <p style="text-align: center;">"O" (Typical)</p>
<p>69.</p>  <p style="text-align: center;">Both T-Bone Boxes</p>	<p>70.</p>  <p style="text-align: center;">Out T-Bone Boxes</p>	<p>71.</p>  <p style="text-align: center;">In T-Bone Boxes</p>	<p>72.</p>  <p style="text-align: center;">Offset Blocks (Typical)</p>
<p>73.</p>  <p style="text-align: center;">Right-Hand Interlocked Diamonds</p>	<p>74.</p>  <p style="text-align: center;">Parallelogram (Typical)</p>	<p>75.</p>  <p style="text-align: center;">Triple Box (Typical)</p>	<p>76.</p>  <p style="text-align: center;">General Line (10 possible)</p>
<p>77.</p>  <p style="text-align: center;">General Lines (16 symmetric possible)</p>	<p>78.</p>  <p style="text-align: center;">Dixie Grand Circle</p>	<p>79.</p>  <p style="text-align: center;">Right and Left Grand Circle</p>	

Change History since April 1980:

Date	Change Made
8/25/07	Add General Line, General Lines. Redraw all pictograms.
5/29/08	Add pictograms approved in 1984.
11/4/08	#25: change name to Starting Double Pass Thru.
11/5/08	#26: change name to Double Pass Thru.
11/6/08	#76: change to say "10 possible".
8/24/09	#60: fix dancer facing direction. #76: change back to "8 possible" by mistake.
8/25/09	Add Dixie Grand Circle and Right and Left Grand Circle (approved in 1983).
9/28/10	#76: change to say "10 possible". Add change history.
12/14/10	Convert to Word.